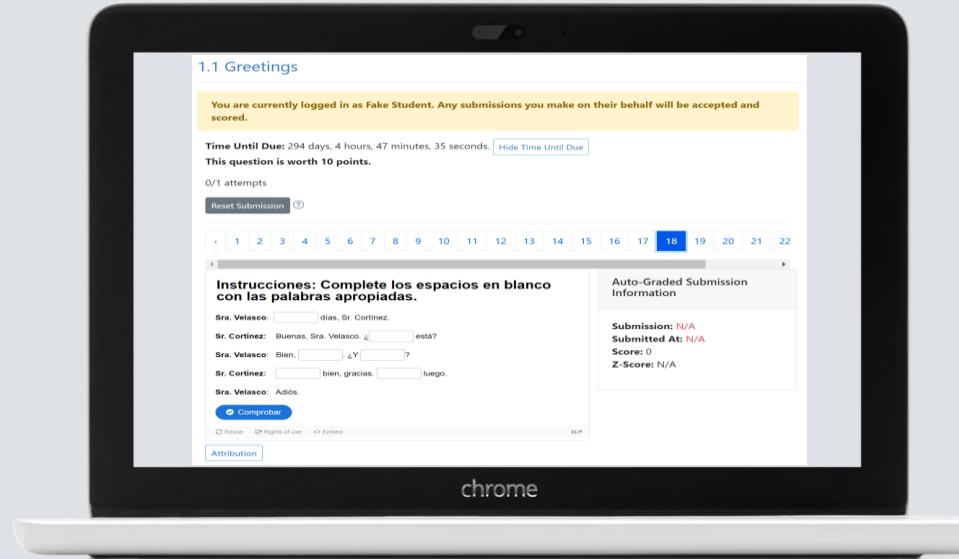


What's NEW in Spanish OER: The next step

Friday, November 4, 11:30-12:30 pm



Agenda

- Share Padlet
- Discuss any new Spanish OERs
- The dreaded homework!!! What are the OER options for homework:
 - Explore H5P in LibreStudio
 - Let's take a look at ADAPT



Cristina Moon + 21 · 4mo

Share what OER you are using for your Spanish classes

Please share: 1) Which OER resources you are using. 2) Your name and college you teach. 3) Email (optional)

First-year Spanish



Anonymous 5mo

¡Naveguemos Juntos!



human.libretexts.org

¡Naveguemos juntos! (Mendoza, Gutiérrez, Ho, Lin, and Lugo)
@ Cuyamaca College

♥️ 0

Add comment

Norma Vega 5mo

We still are using an expensive textbook. I have been too busy making a compilation of material for the Heritage Spanish track.

♥️ 1

Anonymous 5mo
Hi Norma, I'd be interested to see your compilation. We are in need of a better, more economical choice for the Heritage Speakers track also.

Second-year Spanish



Anonymous 5mo

Span 210/211 Conversation & Composition

We're using Redes as a foundation, but hope to create a remix of it so that we can add/remove resources to fit our objectives

♥️ 0

Add comment

Anonymous 11mo

Franklin & Marshall College

Working on moving our Intermediate level to OER.

♥️ 0

Add comment

Sarah Harmon 11mo

Cañada College: Acceso/Entrada Libre

♥️ 0

Alejandro Lee 11mo
¡Gracias!

Add comment

Alejandro Lee 11mo

Sites from Colby College; materials by prof. Yepes on LibreTexts; Acceso and

Spanish for Heritage



Norma Vega 5mo

I use my own materials. I would like to take a sabbatical and turn it into OER material

♥️ 0

Add comment

Anonymous 11mo

Orange Coast College

Acceso

♥️ 0

Add comment

Alejandro Lee 11mo

We used Francés and Benítez's Manual de gramática y ortografía para hispanos. We adopted Margarita Casas's OER.



cf.linnbenton.edu

Home | LBCC

Spanish for the Professions



Leslie Davila 11mo

OER for Medical Spanish at LBCC

Currently using An Introduction to Medical Spanish: Communication & Culture by Yale Press

♥️ 0

Add comment

Sarah Harmon 11mo

For medical Spanish at West Valley: Yepes' OER for grammar, open access medical sites for building vocabulary

♥️ 1

Anonymous 11mo

Yes, same here!

Add comment

Anonymous 11mo

Nancy Melendez-Ballesteros

I use Entrada Libre and Acceso for my second year courses; Entrada libre, to review for my medical Spanish courses.

♥️ 0

2

Other resources to share



Anonymous 5mo

Resources you can use ♥️

Our Spanish program is moving to a ZTC (Zero Textbook Cost) program and by next year all our resources for every single class will be open. We already have some and you are welcome to use, adopt, adapt!
www.csupworldlanguages.org

♥️ 0

Cristina Moon 5mo

This is great!

Add comment

Douglas 11mo

Cristina, I use Padlet (the free version) They don't pay me as much here at Chaffey. Students enjoy it. With the accessibility issue, I write a disclaimer when I describe the activity in Canvas. I tell students if the activity is not available to them, they should let me know. Then I create something accessible for them.

♥️ 0

0

What is needed in OER? :



Cristina Moon 4mo

A homework system like H5P?



h5p.org

H5P

♥️ 0

Add comment

Open Educational Resources and Spanish

Welcome to the ASCCC OERI Resource Page for Spanish. This space is intended to provide faculty in the discipline with a collection of resources that have been subject to a peer-review process and/or that have been selected for use by faculty in the California community colleges. The four commonly taught Spanish courses at the California Community Colleges are: Elementary Spanish I, Elementary Spanish II, Intermediate Spanish I, and Intermediate Spanish II. In addition to these core courses, some colleges offer Spanish for Heritage Speakers I and Spanish for Heritage Speakers II; whenever possible, OER for these courses have been included. Are you using an OER that has not been recognized here? Please let us know.

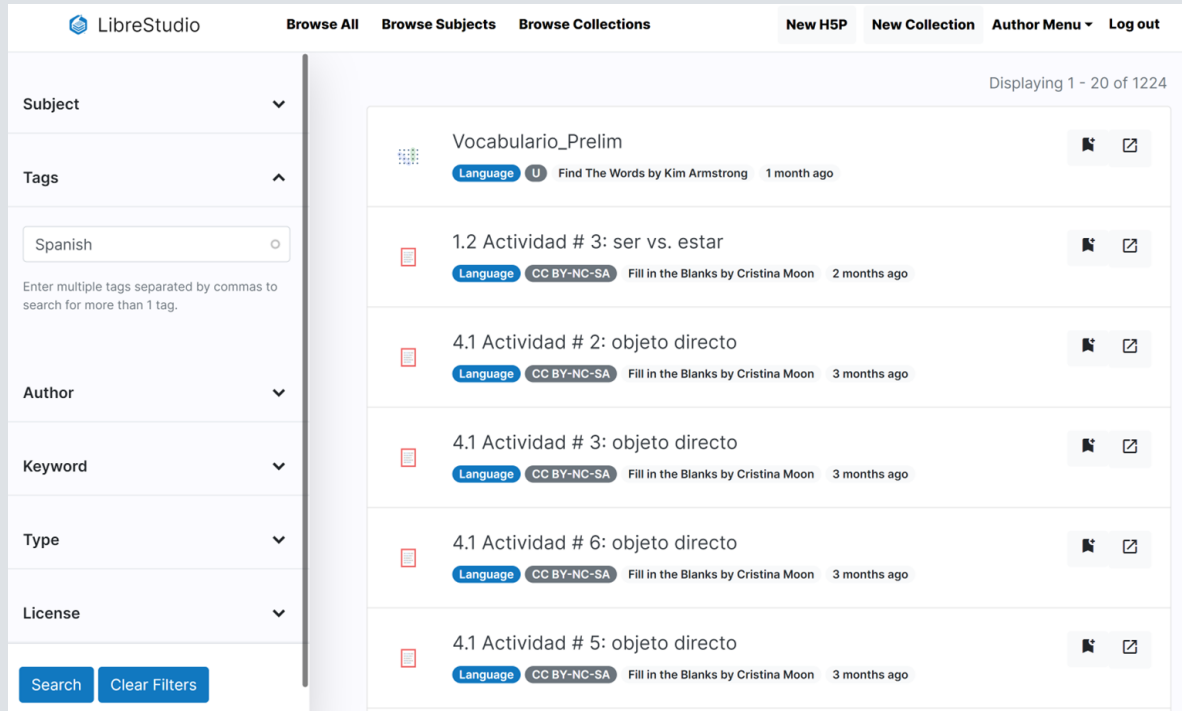
Resources have been organized into the following categories:

- First-year Spanish
- Second-year Spanish
- Spanish for Heritage Speakers Resources
- Spanish Grammar/Linguistic Resources
- Spanish Literature Resources
- Spanish Video/Audio Resources
- Proficiency Assessment Resources and Repositories
- Spanish for the Professions

What about the homework?



Explore LibreStudio



The screenshot shows the LibreStudio website interface. At the top, there is a navigation bar with the LibreStudio logo and several menu items: "Browse All", "Browse Subjects", "Browse Collections", "New H5P", "New Collection", "Author Menu", and "Log out". Below the navigation bar, there is a search and filter sidebar on the left. The sidebar includes a "Subject" dropdown menu, a "Tags" section with a search input field containing "Spanish" and a note "Enter multiple tags separated by commas to search for more than 1 tag.", and several other dropdown menus for "Author", "Keyword", "Type", and "License". At the bottom of the sidebar are "Search" and "Clear Filters" buttons. The main content area on the right displays a list of resources. At the top right of this area, it says "Displaying 1 - 20 of 1224". The list contains six items, each with a document icon, a title, a "Language" tag, a license tag (CC BY-NC-SA), the author's name, and the time since it was created. The items are: "Vocabulario_Prelim" by Kim Armstrong (1 month ago), "1.2 Actividad # 3: ser vs. estar" by Cristina Moon (2 months ago), "4.1 Actividad # 2: objeto directo" by Cristina Moon (3 months ago), "4.1 Actividad # 3: objeto directo" by Cristina Moon (3 months ago), "4.1 Actividad # 6: objeto directo" by Cristina Moon (3 months ago), and "4.1 Actividad # 5: objeto directo" by Cristina Moon (3 months ago). Each item has a share icon and an external link icon.

Almost 10,000 openly shared h5p and 200+ educators actively creating content.

- ▷ Create, remix, and share h5p
- ▷ Built using open source technologies
- ▷ Available as an open source platform
- ▷ Activities can be embedded into Canvas pages

studio.libretexts.org

Explore by Collections in LibreStudio

Libro Libre (Beginning Spanish)

Includes 88
Resources

Subject:

Language

Tags: Spanish

[View Collection](#)

Introductory Spanish I (Brown, Escudero, Montoya, and Small)

Subject:

Language

Tags:

Introductory Spanish I...

[View Collection](#)

Intermediate/ Advanced Spanish Manual (Entrada Libre) II

Subject:

Language

Tags: Spanish

[View Collection](#)

Salón de clase: Intermediate Spanish for Education Professionals (Ortiz and Zimotti)

Subject:

Language

Tags: Spanish

[View Collection](#)

Now

what can I do with the H5P activities?



- A. You can embed them in a Canvas page (practice/no grade)
- B. You can embed them in a LibreText page (no grade/grade)
- C. You can use them in ADAPT as summative assessment (grade)**

Embedding H5P in Canvas page

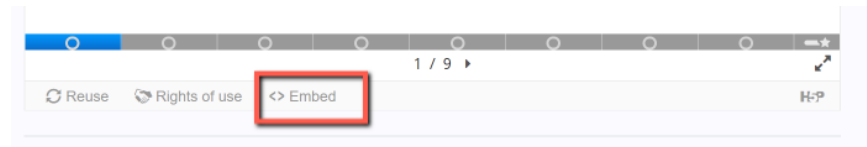
studio.libretexts.org

Goals:

1. Browse H5P library and collections.
2. Embed activity in Canvas page.

Steps:

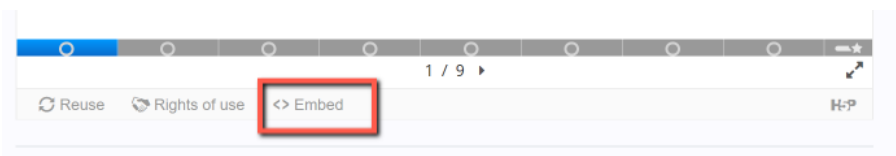
1. Go to LibreStudio and find an H5P activity.
2. Find the embed code.



1. Open a Canvas page.
2. Click on HTML view.
3. Paste embed code.

Example of embedded H5P in Canvas

You can easily embed H5P activities in Canvas as formative assessment



Optional practice: Verbos irregulares en el pres

```
<hr style="border: 0; border-top: 5px double #800080;" />
<h2>Need More Practice?</h2>
<p><span style="font-size: 12pt;">Once done with all other weekly assignments, try these optional activities for extra practice.&nbsp;  &nbsp; </span><span style="font-size: 12pt;">You can redo them as many times as needed before the deadline.</span></p>
<ul>
<li><span style="font-size: 12pt;">Scroll all the way down to see the button <strong>'Check'</strong></span></li>
<li><span style="font-size: 12pt;"><strong>Complete all exercises in one seating</strong>. H5P does not provide a feature to stop and come back later.</span></li>
<li><span style="font-size: 12pt;">The last page has a <strong>summary</strong>.</span></li>
</ul>
<p><iframe src="https://cmoon.h5p.com/content/1291095618485573508/embed" width="1088" height="637" allowfullscreen="allowfullscreen" allow="geolocation *; microphone *; camera *; midi *; encrypted-media ""></p>
```

Pretty HTML Editor

Options Users allowed to edit this page

Only teachers

Add to student to-do

Notify users that this content has changed

Cancel Save

Optional practice: Verbos irregulares en el presente (verbos zapatos) [↗]

Need More Practice?

Once done with all other weekly assignments, try these optional activities for extra practice. You can redo them as many times as needed before the deadline.

- Scroll all the way down to see the button 'Check'
- **Complete all exercises in one seating.** H5P does not provide a feature to stop and come back later.
- The last page has a **summary**.

Select an appropriate verb from the word bank and conjugate it to complete each sentence below. Do not capitalize or use punctuation, as it will confuse the system.

1. Jenny (**servir**) pizza para la cena.
2. Ella (**recordar**) el vocabulario.
3. Yo (**mentir**) a mis profesores cuando no hago la tarea.
4. Nosotros (**volar**) a Rusia.
5. Ustedes (**poder**) tocar la guitarra, ¿verdad?
6. Tú (**perder**) el autobús con frecuencia.

Check

H5P Reuse Rights of use

Example of H5P in LibreTexts

¡Ojo!

- Algunos hablantes de herencia usan el acusativo "los" en vez del dativo "nos".
 - Por ejemplo: A mis amigos y a mí los gustan los chocolates.
- Un error muy común es el calco del inglés:
 - "A Ricardo le encanta nadando" (swimming) en vez de "A Ricardo le encanta nadar".
- Otro error común es omitir la "a" del complemento indirecto:
 - "Ricardo le encanta nadar" en vez de "A Ricardo le encanta nadar".

¡Ahora a practicar!

Actividad 2.1.1

Complete los espacios en blanco con el presente del indicativo de los verbos **en negrita**.

Los verbos aparecen antes de cada espacio en blanco. No se olvide de incluir el pronombre.

Dos compañeros conversan después de asistir a una charla sobre innovaciones tecnológicas

Ana: No sé, Pablo, pero los argumentos del invitado no (**convencer**) del todo...

Pablo: ¿De veras? A mí (**interesar**) el tema, pero tengo sentimientos encontrados sobre el uso de ciertas tecnologías en las escuelas primarias. ¿A ti no (**parecer**) raro que los dueños de estas compañías e ingenieros no permitan a sus hijos usar tabletas o teléfonos móviles?

Ana: ¿Cómo? ¿Qué dices? ¿Que a ellos no (**parecer**) bien que sus hijos usen los productos que nos venden?

Pablo: ¿No lo sabías? A esos padres (**molestar**) todo eso y más... A ellos (**importar**) mucho el desarrollo de la creatividad de sus niños. Saben que estar en contacto con máquinas no los ayuda para nada...

Ana: Vaya, no tenía idea. Tenemos que hacer algo, porque a ti y a mí sí (**importar**) esta situación.

Comprobar Actividad 2.1.1

Reuse Rights of use Embed

H5P

What is ADAPT?

ADAPT is a comprehensive online assessment/homework infrastructure that provides faculty the ability to include auto-graded and non-auto-graded activities from different platforms such as **H5P**, **MyOpenMath**, **WeBWork**, and its own **native** ADAPT questions.

ADAPT can be integrated into an LMS such as Canvas with full grade integration or it could be run independently.



My Courses / Entrada Libre

Dashboard ▾

Hi, Cristina! ▾ Contact Us

Entrada Libre Assignments

All assignment groups ▾

New Assignment

Import Assignment

Course Gradebook

Course Properties

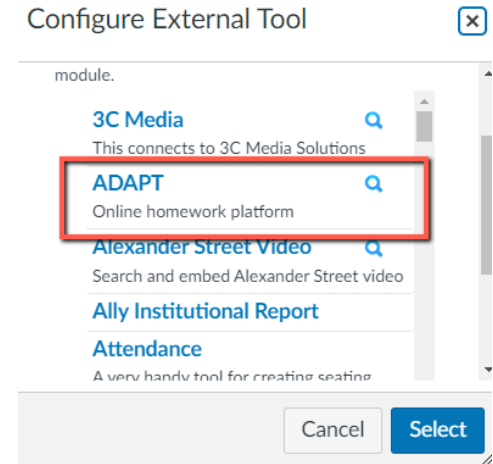
Main View

Assignment Name	Shown	Group	Available On	Due	Status	Actions
≡ 1: Presente del indicativo, "ser" y "estar", comparativos y superlativos	<input checked="" type="radio"/> Yes	Extra Credit	5/22/21 11:34 PM	5/23/22 10:00 PM	Closed	✓ ⚙️ 📄 🗑️
≡ 2: Verbos como "gustar", usos comunes del "se", "por" y "para"	<input type="radio"/> No	Homework	5/22/21 11:34 PM	5/22/21 11:34 PM	Closed	✓ ⚙️ 📄 🗑️
≡ 3: Imperfecto, pretérito, pretérito vs. imperfecto	<input type="radio"/> No	Homework	5/22/21 11:34 PM	5/22/21 11:34 PM	Closed	✓ ⚙️ 📄 🗑️
≡ 4: Pronombres del complemento directo e	<input type="radio"/> No	Homework	5/22/21 11:34 PM	5/22/21 11:34 PM	Closed	✓ ⚙️ 📄 🗑️

ADAPT in Canvas

California Colleges with LTI completed (as of 11/03/22):

- California State University - Fullerton
- Cañada College
- Chabot College
- City College of San Francisco
- College of San Mateo
- Santa Monica College
- Skyline College
- Las Positas College
- Mount Saint Mary's University (Los Angeles)



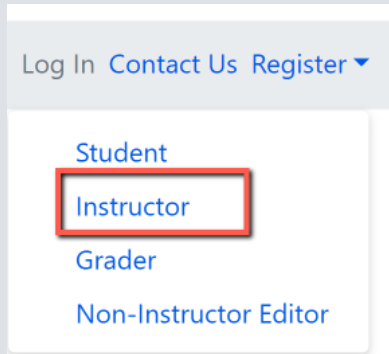
To link your campus Canvas to ADAPT: [Instructions for your Canvas Administrator.](#)

Let's take a look at ADAPT



1. Login to your ADAPT instructor account and create a **new course**
2. **Import assignment** from Commons or Public courses
3. Search by questions
4. Create **new assignment** and activities
5. Student access:
 - a. Login directly to ADAPT
 - b. ADAPT LTI in Canvas

Create an instructor ADAPT account



▷ Go to:

[Login · ADAPT \(libretexts.org\)](https://libretexts.org)

▷ Create an instructor account

▷ Access code:

Register With ADAPT

To register as an instructor, please fill out the form below using your instructor access code. If you don't have an access code, then please [contact us](#) and we can provide one for you. ←

The fields marked with an asterisk are required.

First Name*	<input type="text" value="First"/>
Last Name*	<input type="text" value="Last"/>
Email*	<input type="text" value="1111"/>
Password*	<input type="password" value="....."/>
Confirm Password*	<input type="password"/>
Access Code*	<input type="text"/>
Time zone*	<input type="text" value="Pacific Time"/>

Submit

Click on “contact us” and complete the form. Once confirmed, you will receive an email with the access code which you will use to create the ADAPT account

Search in Commons







Dashboard ▾

Commons

- My Courses
- My Questions
- Search Questions
- My Learning Trees
- Browse Learning Trees
- My Assignment Templates
- Public Courses
- Commons**

Commons

Name	Description
Intermediate Nutrition	This class addresses nutrients, their function, metabolism, and relation to health and disease: the digestion, absorption, transport, utilization, and storage of nutrients in humans.
Entrada Libre (Intermediate Spanish)	Entrada libre is an intermediate/advanced college-level Spanish OER grammar manual for second language learners and heritage speakers of Spanish at the community college level. Each of the 24 units includes a reading with examples of the grammar points used in context, grammar explanation, and self-graded follow-up activities for practice using H5P as a formative assessment.  
Chemistry (OpenStax)	This text is designed for the two-semester general chemistry course. For many students, this course provides the foundation to a career in chemistry, while for others, this may be their only college-level science course. As such, this textbook provides an important opportunity for students to learn the core concepts of chemistry and understand how those concepts apply to their lives and the world around them. The text has been developed to meet the scope and sequence of most general chemistry courses.  

Search Public Courses



Public Courses

Public Courses

Name	Author	School	
Zombie Math	Jennifer Moorhouse	Not Specified	
Test Chemistry	Lee McPherson	Not Specified	
Spanish 1B	Cristina Moon	Chabot College	
Spanish 1A	Cristina Moon	Chabot College	
SPAN 101 Spring 22	Roberto Hurtado	Montgomery College	
Sandbox	Thu Cao	Not Specified	
NBA SEMINARS (STEM Bootcamp)	Cara Bennett	Not Specified	
Microbiology	Ying Liu	City College of San Francisco	
MGF DEMO	James Paradiso	University of Central Florida	

Dashboard ▾

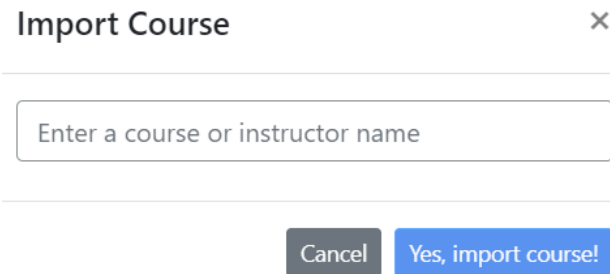
- [My Courses](#)
- [My Questions](#)
- [Search Questions](#)
- [My Learning Trees](#)
- [Browse Learning Trees](#)
- [My Assignment Templates](#)
- [Public Courses](#)
- [Commons](#)

Import an existing course

You can look for public courses that other instructors have shared by going to **“Public Courses”**.

If you like what you see, you can import the course to your account:

1. Click on “Import course”
2. Search for course name or instructor name
3. Then, import.



The screenshot shows a dialog box titled "Import Course" with a close button (X) in the top right corner. Below the title bar is a search input field with the placeholder text "Enter a course or instructor name". At the bottom of the dialog, there are two buttons: a grey "Cancel" button and a blue "Yes, import course!" button.

Search by Questions

Search Questions

< 1 2 3 4 5 6 7 8 9 10 ... 16 > Per page 100 ▾

Type Either question t ▾

Technology Any technolo ▾

Title ?

Author

Tag(s) ?

Update Results

1,502 questions



Search for
"Spanish"
and you will
find at least
1,500
questions in
ADAPT

ID	<input type="checkbox"/> Title	Choose Bulk Ac ▾	Author	Technology	Tags	Action
	numero de sustantivos C		Lumen Learning		Spanish I	
114181	<input type="checkbox"/> 1.16: Ejercicios- Género y número de sustantivos B		Lumen Learning with Freedom Learning	h5p	Introductory Spanish I	

Create a new course

Enter:

- School
- Course Name
- Section/CRN
- Term
- Start/end date
- Public: Yes >if you want to share your course with other instructors
- LMS: if your school has completed the integration you will have this option.

Course Details



The fields marked with an asterisk are required.

School ?	<input type="text" value="Choose a school"/>
Course Name*	<input type="text"/>
Public Description ?	<input type="text"/>
Private Description ?	<input type="text"/>
Textbook URL ?	<input type="text"/>
Section* ?	<input type="text"/>
CRN* ?	<input type="text"/>
Term* ?	<input type="text" value="N/A"/>
Start Date*	<input type="text" value="No date selected"/>
End Date*	<input type="text" value="No date selected"/>
Public* ?	<input type="radio"/> Yes <input checked="" type="radio"/> No
Anonymous Users* ?	<input type="radio"/> Yes <input checked="" type="radio"/> No
Alpha* ?	<input type="radio"/> Yes <input checked="" type="radio"/> No
LMS* ?	<p>The LMS at has not been configured to be used with ADAPT. If you would like to integrate ADAPT with your LMS, please have your LMS Admin reach out to us via the contact form.</p>

Create a new assignment

Enter:

- Name of the assignment
- Assignment group
- Points (default is 10)
- Assessment type
- # of allowed attempts
- Late policy
- Assign to
- Available on
- Due date

Assignment Properties x

The fields marked with an asterisk are required.

Name*

Public Description

Private Description

Assignment Group*

Scoring Type*
 Performance Completion

Points Per Question*
 Specify number of points for each question
 Determine by question weight using the total assignment points

Default Points/Question*

Assessment Type*
 Real Time Graded Assessments
 Delayed Graded Assessments
 Learning Tree Assessments
 Clicker Assessments

Number of Allowed Attempts*

Can View Hint*
 No
 Yes

Solutions Availability*
 Automatic
 Manual

Algorithmic*
 Yes
 No

Late Policy*
 Do not accept late
 Accept but mark late
 Accept late with a deduction

Randomizations*
 No
 Yes

Notifications*
 On
 Off

Textbook URL

Assign to*

Available on*

Due Date*

[Add Assign to](#)

[Cancel](#) [Submit](#)

Add Assessments

Example to follow:

- All questions
- Technology: H5P
- Technology ID: 9954
- Click on + to add to the assignment you created

Directions: Put the following Italian tempo indicators in order from slowest to fastest.

Largo

Lento

Grave

Adagio

Andante

Check

0 items

HSP ID 9954

Edit Resource

View Questions

Question Bank Direct Import By ID

All Questions < 1 > Per page 100

Type Either question t

Technology H5P Technology ID 9954

Title

Author

Tag(s)

Update Results 1 questions

ID	Title	Author	Technology	Tags	Action
132482	Music	cmoon	h5p	Music	+ ♥

How do students access ADAPT w/o Canvas LTI

1. Go to your ADAPT course > course properties > sections > and get the “Access code”
1. Students create a “student” account.
 - Go to: [Login · ADAPT \(libretexts.org\)](#)
 - Create a student account
 - Access code (this is the code you will need to provide your students)
1. Done.

The screenshot shows the 'Course Properties' sidebar on the left with 'Sections' selected. The main content area is titled 'Sections' and contains a text block explaining the course dates (January 18, 2021 to June 21, 2021) and access code validity. Below this is a table with columns for Section, CRN, Access Code, and Actions. The 'Access Code' for the 'Main' section is 'd7591a872dfc', which is highlighted with a red box. An 'Add Section' button is located at the bottom right of the table.

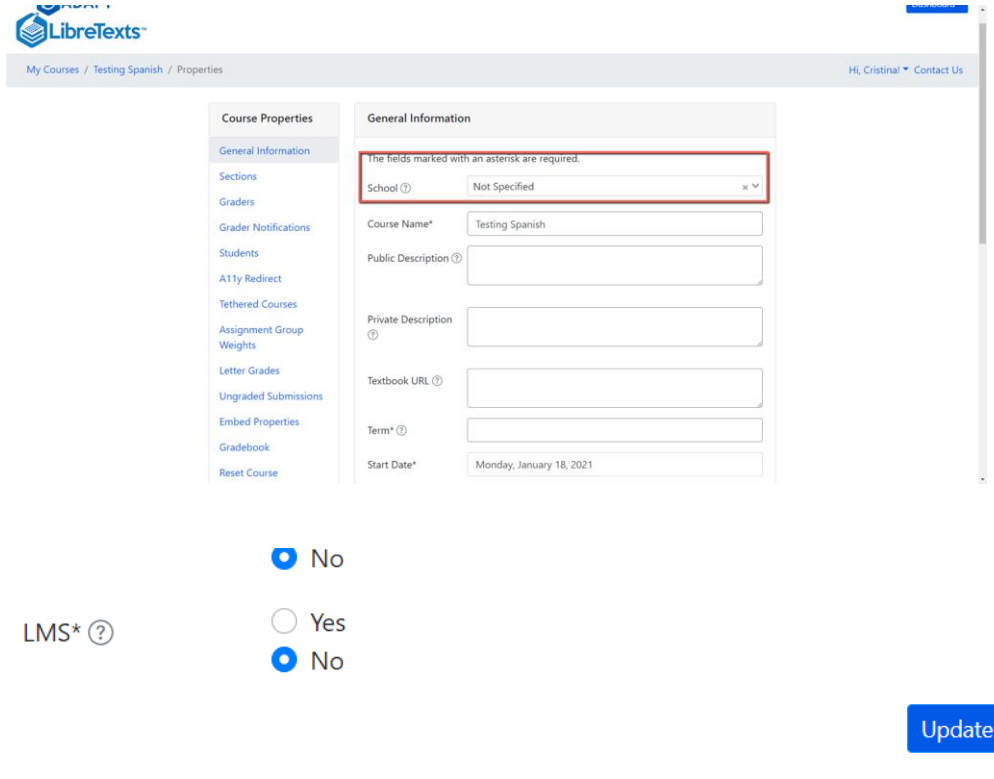
Section	CRN [?]	Access Code	Actions
Main	None Provided	d7591a872dfc	

[Add Section](#)

How to integrate ADAPT with Canvas?

From ADAPT:

1. Verify your school has completed the LTI
2. In ADAPT > course properties > find your school
3. Once you select your school, at the bottom of the page you will have the option LMS yes/no.
4. Choose yes.



The screenshot shows the LibreTexts interface for editing course properties. The 'General Information' section is active, and the 'School' dropdown menu is highlighted with a red box. Below the form, the 'LMS*' radio button options are shown, with 'No' selected.

My Courses / Testing Spanish / Properties Hi, Cristal ▾ Contact Us

Course Properties

- General Information
- Sections
- Graders
- Grader Notifications
- Students
- A11y Redirect
- Tethered Courses
- Assignment Group Weights
- Letter Grades
- Ungraded Submissions
- Embed Properties
- Gradebook
- Reset Course

General Information

The fields marked with an asterisk are required.

School [?] Not Specified ▾

Course Name* Testing Spanish

Public Description [?]

Private Description [?]

Textbook URL [?]

Term* [?]

Start Date* Monday, January 18, 2021

LMS* [?]

No

Yes

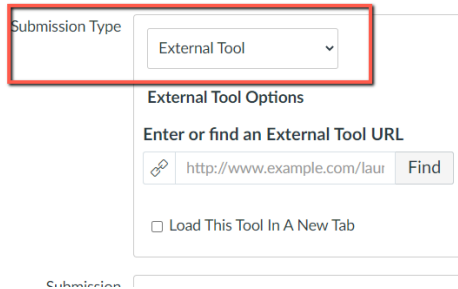
No

[Update](#)

Next, how to link ADAPT to your Canvas course

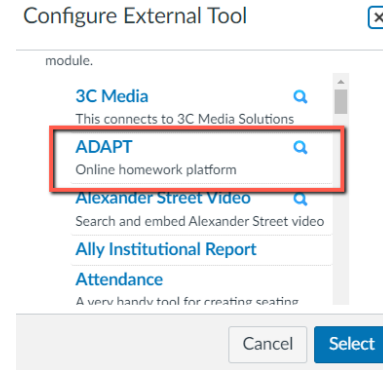
From Canvas:

1. Create an assignment
2. Edit the assignment and choose “external tool” under submission type.

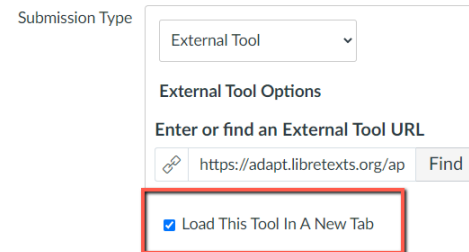


A screenshot of the Canvas submission type configuration interface. A red box highlights the 'Submission Type' dropdown menu, which is currently set to 'External Tool'. Below this, the 'External Tool Options' section is visible, including a field to 'Enter or find an External Tool URL' with a 'Find' button and a checkbox for 'Load This Tool In A New Tab'.

1. Click on “find” and look for ADAPT and “select”.
2. Click on “Load This Tool in A New Tab”



A screenshot of the 'Configure External Tool' dialog box. The dialog shows a search results list for external tools. A red box highlights the 'ADAPT' entry, which is described as an 'Online homework platform'. Other visible entries include '3C Media', 'Alexander Street Video', 'Ally Institutional Report', and 'Attendance'. At the bottom of the dialog are 'Cancel' and 'Select' buttons.



A screenshot of the Canvas submission type configuration interface, similar to the first image. The 'Submission Type' is set to 'External Tool'. The 'External Tool Options' section shows the URL 'https://adapt.libretexts.org/ap' and the 'Find' button. A red box highlights the 'Load This Tool In A New Tab' checkbox, which is now checked.

How to select the assignment in Canvas

In Canvas:

1. Click on "Load"
2. You will be able to see "Course" and "Assignment" you want to link to Canvas.
3. Click "Link Assignment".
4. Done
This assignment is created and a column will appear in "Grades".

Testing

This tool needs to be loaded in a new browser window

Load Testing in a new window

Link Assignment To LMS



Below you can find the list of courses which you have enabled as LMS courses in the Course Properties panel within ADAPT.

Once your assignment is linked, your students will be able to complete the assignment within your LMS with scores automatically passed back from ADAPT to your LMS.

Course

Ejemplos-spring 22




Assignment

Actividades



Link Assignment



Considerations when Creating H5P

H5P is always changing, here are some things to consider when creating content:

- ▷ **New H5P Types:** New H5P types are being added regularly.
- ▷ **Remix:** You can find H5P to **remix** on Studio and elsewhere.
- ▷ **Accessibility:** Some content types are more accessible than others.

LibreTexts [Accessibility Report](#) for H5P Activity Types.

- ▷ **ADAPT:** Some activities might not be ideal for the ADAPT homework system.

H5P activities in ADAPT

If you are planning to use ADAPT as your homework system to deploy the H5P activities:

- **AVOID:** Compound activities (multiple “check” buttons in one activity or the ones without a “check” button) such as course presentation, question set, single choice set, column, accordion, etc.
- **Use:**
 - Fill in the blanks
 - Multiple choice
 - True/False question
 - Sort the paragraphs

▼ **Summary of experimental results, photoelectric effect**

- When light shines on a clean metal surface, electrons can be emitted from the surface.
- Only light with frequency greater than some threshold (minimum frequency) causes ejection of electrons.
- At frequencies high enough to eject electrons, the number of electrons ejected (the measured electric current) depends on intensity of the light.
- The kinetic energy of the ejected electrons increases with the frequency of the light but does not depend on the intensity of the light.

► **Einstein's theoretical interpretation**

Reuse Rights of use Embed H-P

Blackbirds are black

True False

Check

Reuse Embed

Which of the following is not a noble gas?

xenon

argon

hydrogen

Helium

Check

Reuse Embed

Newest ADAPT Feature for Accessibility : A11y redirect

A11y Redirect

ADAPT integrates a variety of open-source technologies, some of which have accessibility issues which are beyond our control. To remedy this, ADAPT can serve your students modified questions which satisfy web-based accessibility requirements assuming that an accessible version of the question has been created.

The fields marked with an asterisk are required.

Student*

Redirect to* a11y technology
 text question

<https://www.youtube.com/watch?v=8XFW-TFYEXs>

The screenshot displays the ADAPT interface for a question. At the top, a navigation bar shows a sequence of numbers from 1 to 22, with the number 16 highlighted in blue. Below this, the main content area is divided into two sections. The left section, titled "Instrucciones: Complete con la palabra interrogativa apropiada.", contains five questions, each with a dropdown menu and a question mark icon. The questions are: "¿ Cuántas se llama Ud.? Yo me llamo María Elena.", "¿ es la capital de Costa Rica? Es San José.", "¿ es tu familia? Es de Colombia.", "¿ personas hay en tu familia? Hay 4 personas en mi familia.", and "¿ son tus amigos? Mis amigos son Carlos y Javier." Below these questions is a blue "Comprobar" button and a footer with "Reuse", "Rights of use", and "Embed" icons. The right section, titled "Question Statistics", shows "0 student submissions". Below the main content area is a blue "Attribution" button. The bottom section, titled "A11y Question", shows the same five questions but with text input fields instead of dropdown menus. The questions are: "¿(Cómo, Qué) se llama Ud.?", "¿(Qué, Cuál) es la capital de Costa Rica?", "¿(Dónde, De dónde) es tu familia?", "¿(Cuántas, Cuántos) personas hay en tu familia?", and "¿(Quiénes, Quién) son tus amigos?". Below these questions is a blue "Comprobar" button and a footer with "Reuse", "Rights of use", and "Embed" icons. At the very bottom, a "Notes" section contains the text: "Advanced fill in the blanks is not accessible. An accessible fill-in the blanks version was also created."

Now ... are you ready to
try ADAPT?



Regional LibreTexts Workshops

In partnership with [LibreTexts](#), the ASCCC OERI is pleased to announce the Fall 2022 regional LibreTexts workshops. The workshops will showcase the ADAPT and LibreStudio platforms - sponsored by the California Education Learning Lab - as free homework assessment platforms for all California instructors and students. Throughout the workshop, we will demonstrate how instructors can use ADAPT to augment existing and newly constructed OER textbooks with summative exercises and embed them in Canvas and LibreTexts textbooks. Discussions will cover how the [ADAPT homework system](#) empowers faculty to build and use existing questions in multiple modalities: (1) formative vs. summative, (2) auto-graded vs. open-ended grading, and (3) embedded in Canvas or textbooks. Participants will learn how to build auto-graded questions based on four technologies - H5P, WebWork, IMathAS, and native (QTI) - that can be used interchangeably to allow for maximal impact. We will introduce the [LibreStudio platform](#) for construction, storage and distribution of H5P assessments. Participants will be encouraged to join LibreStudio to create and share H5P assessments, review the H5P of other authors, and build a community within Studio.

These day-long workshops (9:00 am – 3:00 pm) are free. Space is limited so reserve your spot today! Registration closes one week prior to each workshop.

- [Register for LibreTexts Workshop at Folsom Lake College – November 18, 2022](#)
- [Register for LibreTexts Workshop at Chabot College – November 19, 2022](#)
- [Register for LibreTexts Workshop at San Diego City College – December 2, 2022](#)
- [Register for LibreTexts Workshop at College of the Canyons – December 3, 2022](#)

For more information, [please visit the event page on the ASCCC website](#) or contact us at oeri@asccc.org.

Next OERI ADAPT Webinar

Friday, December 2, 11:30-12:30 pm

Information will be posted on the OERI
[Webinar page](#)

Previous OERI Workshops

H5P Level I: Introduction to H5P

Monday, June 27, 1:00 pm – 2:30 pm

[H5P Level I – Introduction to H5P webinar recording](#)

[H5P Level I – Introduction to H5P presentation slides](#)

H5P Level II: Building interactive content in LibreStudio

Monday, July 11, 1:30 pm – 3:00 pm

[H5P Level II – Building Interactive Content in LibreStudio webinar recording](#)

[H5P Level II – Building Interactive Content in LibreStudio presentation slides](#)

H5P Level III – Creating Summative Assessments with H5P in ADAPT

Wednesday, July 13, 1:30 pm – 3:00 pm

[H5P Level III – Creating Summative Assessments with H5P in ADAPT webinar recording](#)

[H5P Level III – Creating Summative Assessments with H5P in ADAPT presentation slides](#)

ADAPT resources

- ADAPT [construction guide](#)
- Videos created by Prof. Robert Belford:
 - [Bulk Uploading 5 questions from H5P to ADAPT](#)
 - [Adding 5 random questions from H5P to adapt assignment](#)

Questions?



Cristina Moon Ph.D.
Spanish Faculty
OER/ZTC Coordinator at Chabot College
ASCCC OERI Spanish Lead, H5P Lead, and OERI Liaison
cmoon@chabotcollege.edu